

# TeV gamma-rays from photo-disintegration/de-excitation of cosmic-ray nuclei

L. A. Anchordoqui, J.F. Beacom, H. Goldberg,  
S. Palomares-Ruiz, T.J. Weiler

astro-ph/0611580

Masaki Mori

ICRR CANGAROO group Internal seminar, December 28, 2006

# Gamma-ray generation processes

- Electromagnetic (EM)
  - Synchrotron, inverse Compton
- Hadronic (PION)
  - $p + p$  (or  $p + \gamma$ )  $\rightarrow$  ( $\pi^0 \rightarrow \gamma \gamma$ ) +  $X$
- **Photo-disintegration/de-excitation ( $A^*$ )**
  - Photonuclear process  $A + \gamma \rightarrow A'^* + X$
  - De-excitation  $A'^* \rightarrow A' + \gamma$
  - “Double-boost” by  $\Gamma_A = E_A^{\text{LAB}}/m_A > 10^6$   
(eV starlight  $\rightarrow$  TeV gamma-ray)
  - Ref. F. Stecker, Phys.Rev.180, 1264 (1969)

# Photo-disintegration cross section

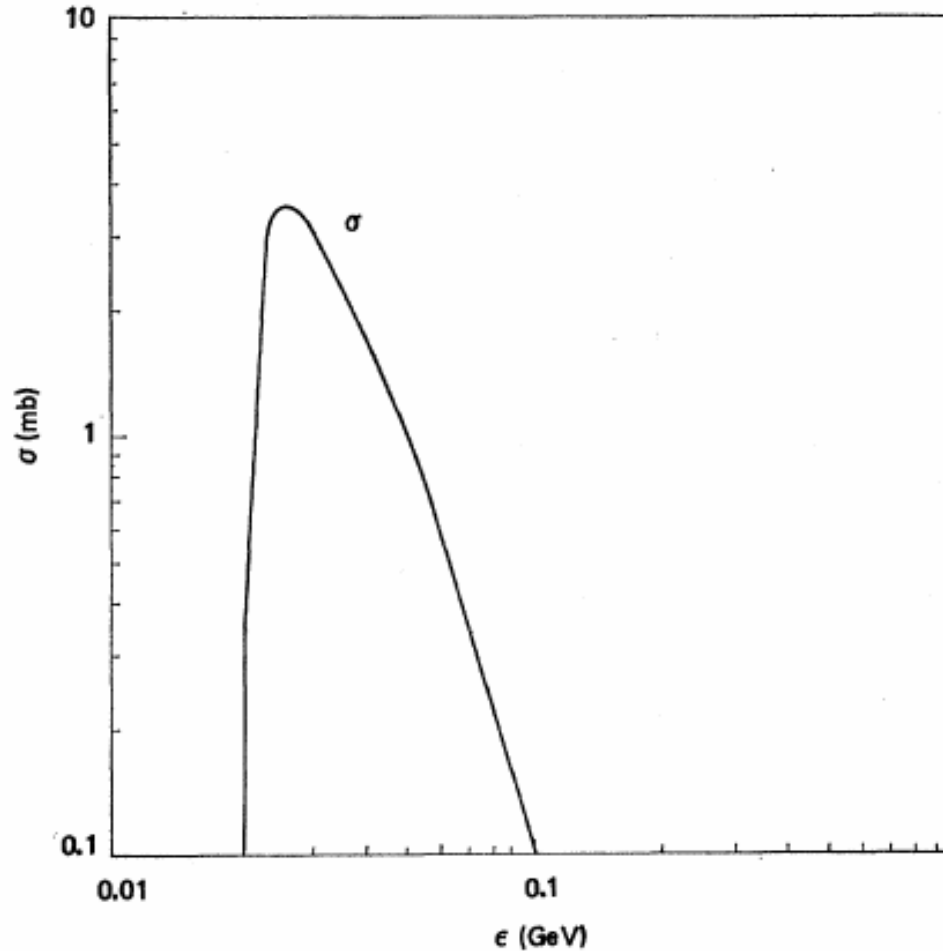
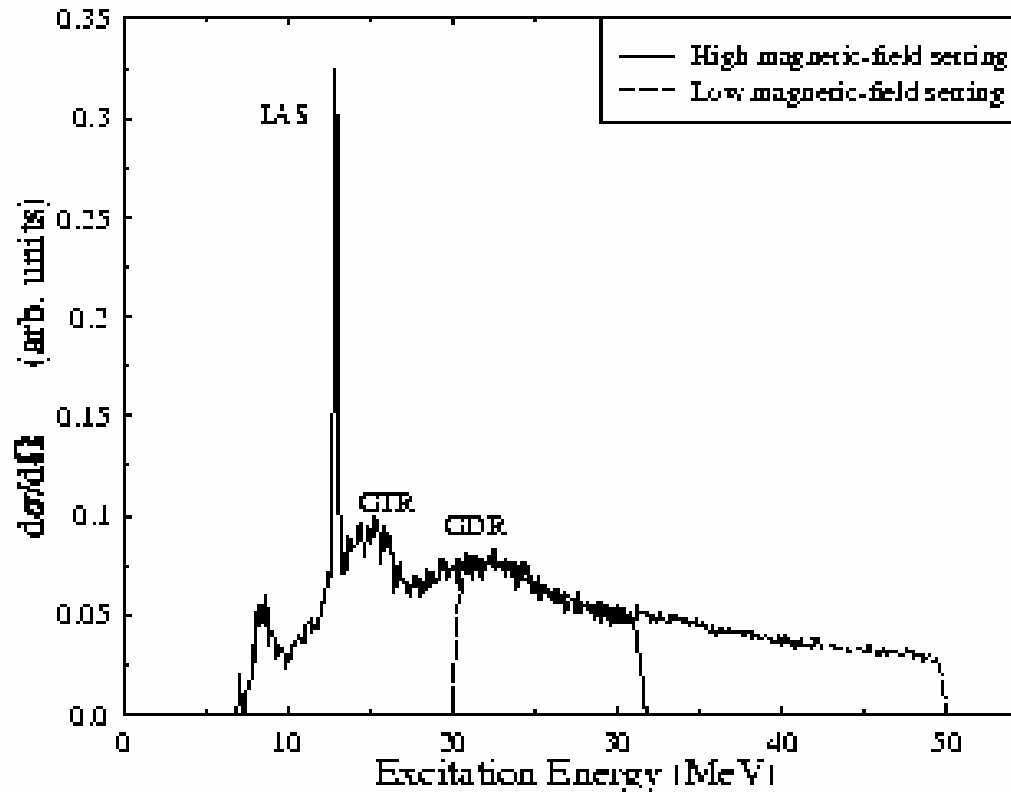


FIG. 1. Total cross section for the processes  $\text{He}^4(\gamma, p)\text{H}^3$  and  $\text{He}^4(\gamma, n)\text{He}^3$  as a function of  $\gamma$ -ray energy in the He rest system.

# Scenario (1)

- Photo-disintegration of parent  $A$ 
  - Giant Dipole Resonance (GDR)
    - At  $\varepsilon_{\gamma}^{\text{GDR}} \sim 10\text{-}30$  MeV (rest frame)
    - Ambient photon  $\varepsilon = \varepsilon_{\gamma}^{\text{GDR}} / \Gamma_A$
    - Decays by emission of a single nucleon
- De-excitation of daughter  $(A-1)^*$ 
  - Emitting one or more photons
    - $\varepsilon_{\gamma}^{\text{dxn}} \sim 1\text{-}5$  MeV (rest frame)
    - $\varepsilon_{\gamma}^{\text{LAB}} = \Gamma_A \varepsilon_{\gamma}^{\text{dxn}}$

# An example of GDR



**Figure:** *Corrected neutron-coincident spectrum.*

The total neutron-coincident spectrum was obtained after correcting for multiplicity. The Isobaric Analog State (IAS), Gamow-Teller resonance (GTR) and Giant Dipole Resonance (GDR) can clearly be seen.

# Scenario (2)

- $\varepsilon \varepsilon_{\gamma}^{\text{LAB}} \sim \varepsilon_{\gamma}^{\text{GDR}} \varepsilon_{\gamma}^{\text{dxn}}$  since  $\varepsilon_{\gamma}^{\text{GDR}}, \varepsilon_{\gamma}^{\text{dxn}}$  are distributed (Lorentzian or Breit-Wigner)
- Thus,  $A^*$  process produces gamma-rays with energy
 
$$\varepsilon_{\gamma}^{\text{LAB}} \sim \varepsilon_{\gamma}^{\text{GDR}} \varepsilon_{\gamma}^{\text{dxn}} / \varepsilon \sim 20 \text{ TeV} / (T/\text{eV})$$
 if there exists and accelerated nuclear flux with boost
 
$$\Gamma_A \sim \varepsilon_{\gamma}^{\text{GDR}} / \varepsilon \sim 7 \times 10^6 (T/\text{eV})$$
 or equivalent energy
 
$$E_A^{\text{LAB}} \sim 7 \text{ PeV} / (T/\text{eV}) \text{ per nucleon.}$$

# Ambient photon

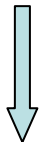
- Bose-Einstein distribution:  $\varepsilon \sim 2.82T$
- $A^*$  process may dominate in regions which contains far-UV photons.
  - Lyman- $\alpha$  emission of young, massive, hot stars such as O and B stars
    - $T_* \sim 40,000\text{K}$  (4.6eV) / 18,000K (2.1eV)
    - Shocks, giant winds, etc. may accelerate nuclei above PeV per nucleon
    - Starburst regions such as Cygnus OB associations

# Gamma-ray spectrum

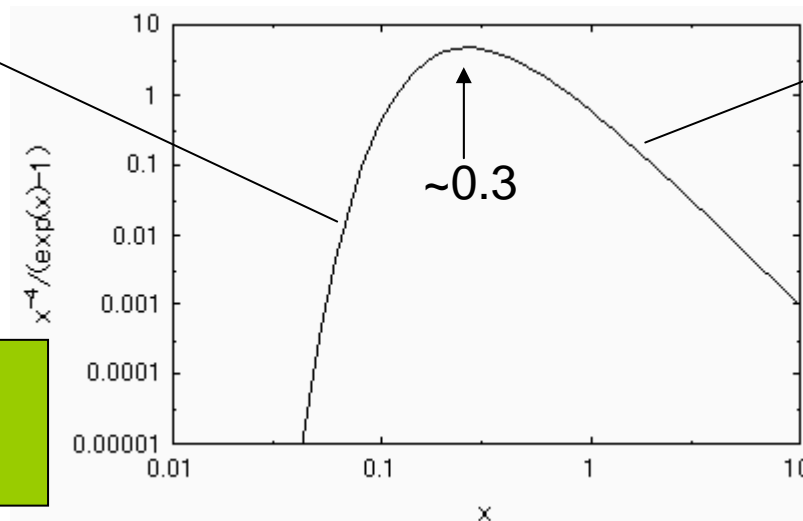
- Narrow width approximation for  $\varepsilon_\gamma^{\text{GDR}}$ ,  $\varepsilon_\gamma^{\text{dxn}}$
- Spectrum follows Bose-Einstein distribution for  $\varepsilon = \varepsilon_\gamma^{\text{GDR}} \varepsilon_\gamma^{\text{dxn}} / \varepsilon_\gamma^{\text{LAB}}$

$$\frac{dn(\varepsilon_\gamma^{\text{LAB}})}{d\varepsilon_\gamma^{\text{LAB}}} \propto (\varepsilon_\gamma^{\text{LAB}})^{-4} [\exp(\varepsilon_\gamma^{\text{GDR}} \varepsilon_\gamma^{\text{dxn}} / \varepsilon_\gamma^{\text{LAB}} T)]^{-1}$$

Exponential suppression



Lower limit below  
 $\varepsilon_\gamma^{\text{LAB}} \sim 20 \text{ TeV}/(T/\text{eV})$



Power-law

“Orphan” TeV sources??



# A\* rate (1)

- GDR cross section

$$\sigma_A(\varepsilon) \xrightarrow{NWA} \frac{\pi}{2} \sigma^{GDR} \Gamma^{GDR} \delta(\varepsilon_\gamma^{GDR} - \Gamma_A \varepsilon)$$

where  $\sigma^{GDR} = 1.45A \times 10^{-27} \text{ cm}^2$ ,  $\Gamma^{GDR} = 8 \text{ MeV}$ ,  
 $\varepsilon_\gamma^{GDR} = 42.65A^{-0.21} (A > 4)$  and  $0.925A^{2.433} (A \leq 4)$

- Mean free path for a nucleus with energy  $\Gamma_A m_A$

$$(\lambda_A)^{-1} \xrightarrow{NWA} \frac{\pi \sigma^{GDR} \varepsilon_\gamma^{GDR} \Gamma^{GDR}}{4\Gamma_A^2} \int_{\varepsilon_\gamma^{GDR}/2\Gamma_A}^{\infty} \frac{d\varepsilon}{\varepsilon^2} \frac{dn(\varepsilon)}{d\varepsilon}$$

For thermal photons

$$(\lambda_A^{BE})^{-1} \approx \frac{\sigma^{GDR} \Gamma^{GDR}}{\varepsilon_\gamma^{GDR}} \left( \frac{T^3}{\pi} \right) w^2 |\ln(1 - e^{-w})|$$

where  $w \equiv \varepsilon_\gamma^{GDR} / 2\Gamma_A T$ .

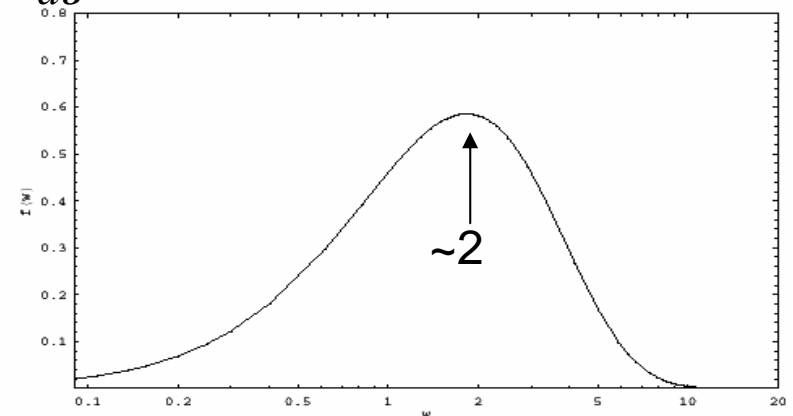


FIG. 1: The scaling function  $f(w) = w^2 |\ln(1 - e^{-w})|$ .

# A\* rate (2)

- Rough estimation:

$$\text{For } \Gamma_A \sim \varepsilon_\gamma^{\text{GDR}}/T, \Gamma^{\text{GDR}}/\varepsilon_\gamma^{\text{GDR}} \sim 3, \\ (\lambda_A^{\text{BE}})^{-1} \approx \sigma^{\text{GDR}} T^3 / \pi$$

$$\text{Using } n_\gamma^{\text{BE}} = 2\zeta(3)T^3 / \pi^2 \cong T^3 / 4$$

$$\lambda_A^{\text{BE}} \sim \frac{5 \times 10^{13} \text{ cm}}{A(T/\text{eV})^3} \sim \frac{3 \text{ AU}}{A(T/\text{eV})^3}$$

for a nucleus with energy in the peak regime around  $E_A \sim 10A (T/\text{eV})$  PeV.

- Multiple steps?
  - Unlikely since  $D/\lambda \ll 1$ . ( $D$ : diffusion scale)

# Starburst regions (1)

- Starlight photons:  $\langle \varepsilon \rangle \sim 3T_*$ 
  - Density:  $N_* \times 4\pi R_*^2 / 4\pi R_{\text{SB}}^2$   
( $R_{\text{SB}}$ : loss surface of the starburst region)
  - $R_* \sim 10R_{\odot}$ ,  $R_{\text{SB}} \sim 10\text{pc}$ ,  $N_* \sim 2600 \rightarrow 10^{-12}$
  - $\lambda_A \sim (56/A)(2.1\text{eV}/T)^3 \times 10^{23}\text{cm}$ 
    - 95% are B type with  $T_* \sim 2.1\text{eV}$
  - Cyg OB: diffusion time  $\sim 10^4\text{yr} \sim 10^{22}\text{cm}$   
 $\rightarrow$  A few percent of nuclei photo-disintegrate
- A GDR produce 0.5-2 gamma-rays
  - $\sim$ One photon per nuclear de-excitation

# Starburst regions (2)

- Integral gamma-ray flux at Earth with  $\varepsilon_\gamma^{\text{LAB}}$  above a few TeV (eV/T):

$$F_\gamma = \frac{V_{A^*}}{4\pi d^2} \frac{1}{\lambda_A^{\text{BE}}} F_A$$

- where  $F_A (=cn_A)$  is an integral over peak:  $A(\text{eV}/T)\text{PeV} < E_A < 10A(\text{eV}/T)$ ,  $V_{A^*}$  is source region volume.
- Cyg OB2:  $R_{\text{SB}}=10\text{pc}$ ,  $\lambda_A = (56/A) \times 10^{23}\text{cm}$ ,  $d=1.7\text{kpc} \rightarrow$   
 $F_\gamma = 2 \times 10^{-10} A F_A$ 
  - Or  $f(\text{cm}^{-2}\text{s}^{-1})$  in PeV at Cyg OB2  $\rightarrow 10Af F_{\text{Crab}}$  in TeV at Earth
  - $f_{56} = 6 \times 10^{-10} \text{cm}^{-2}\text{s}^{-1}$  to produce 3%Crab as HEGRA, which is  $\sim 1\%$  of the kinetic energy budget of Cyg OB2

# Cyg OB2

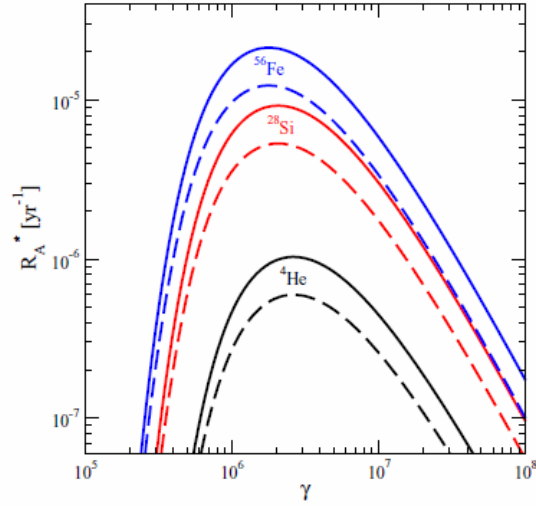


FIG. 3: Photo-disintegration rate of  $^{56}\text{Fe}$ ,  $^{28}\text{Si}$ , and  $^4\text{He}$  on the Cygnus OB2 starlight. Solid (dashed) lines represent the simplified (more elaborate) model as described in the text.

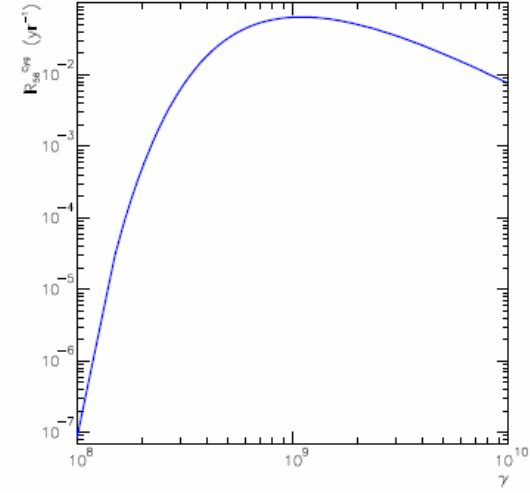


FIG. 4: Photo-disintegration rate of  $^{56}\text{Fe}$  on the  $T = 50\text{ K}$  Cygnus OB2 blackbody radiation as given by Eq. (8).

Primary quanta	$\gamma$ production mech.	$\nu$ production mech.	Number ratio	Energy ratio	comments
A	$A \rightarrow A^* \rightarrow \sim \bar{n}_A \gamma + A$ [ $E_\gamma \sim \gamma_A \overline{E}'_{\gamma A}$ ]	$A \rightarrow n \rightarrow \bar{\nu}_e$ [ $E_\nu \sim \gamma_A \epsilon_0$ ]	$\gamma : \nu \sim \bar{n}_A : 1/2$	$\frac{E_\gamma}{E_\nu} \sim \frac{\overline{E}_A}{\epsilon_0}$ $\sim 4 - 8$	observation of $\nu$ 's at IceCube depends on $^4\text{He}$ abundance
p	$p \rightarrow \pi^0 \rightarrow 2\gamma$ [ $E_\gamma \sim \frac{1}{10} E_p$ ]	$p \rightarrow \pi^\pm \rightarrow 3\nu$ [ $E_\nu \sim \frac{1}{20} E_p$ ]	$\gamma : \nu \sim 1 : 3$	$\frac{E_\gamma}{E_\nu} \sim 2$	$\nu$ 's ARE seen at IceCube
e-plasma	synchrotron inverse Compton	none			

TABLE I: Comparison of  $\gamma$ -ray and neutrino emission from  $A$ ,  $p$ , and  $e$  primaries. Note that per  $\gamma$ -ray, an order of magnitude fewer neutrinos are expected from nuclei photodisintegration than from hadronic interactions followed by pion decays. Note also that the neutrino energy from the nuclei photo-disintegration is typically about one order of magnitude smaller than the  $\gamma$ -ray energy. When the primaries are electrons, only  $\gamma$ -rays are produced, but not neutrinos.

# Energy spectrum

- In rest frame of nucleus, photon is emitted isotropically. In LAB frame:

$$\frac{dn_\gamma}{d\varepsilon_\gamma^{LAB}} \propto \int d\cos\theta \delta[\varepsilon_\gamma^{LAB} - \Gamma_A \varepsilon_\gamma^{dxn} (1 + \cos\theta)] = \frac{1}{\Gamma_A \varepsilon_\gamma^{dxn}}$$

with  $1 + \cos\theta = \varepsilon_\gamma^{LAB} / \Gamma_A \varepsilon_\gamma^{dxn}$

which means  $\varepsilon_\gamma^{LAB}$  distributes in  $[0, 2\Gamma_A \varepsilon_\gamma^{dxn}]$  evenly.

- Power spectrum  $\propto \varepsilon_\gamma^{LAB}$ , integrate power  $\propto (\varepsilon_\gamma^{LAB})^2$ 
  - Peaking at  $\varepsilon_\gamma^{LAB} \sim \varepsilon_\gamma^{GDR} \varepsilon_\gamma^{dxn} / 4T \sim 10 \text{ TeV} / (T/\text{eV})$

# Cosmogenic $A^*$ process

- Photo-disintegration in propagation of UHE cosmic nuclei with CMB and CIRB
  - CMB:  $T=2.3\times 10^{-4}\text{eV}\rightarrow \lambda\sim A^{-1}\text{ Mpc}$  for  $E_A\sim 4A\times 10^{19}\text{eV}$
  - CIRB: larger  $\lambda$  but  $\sim 10^{16}\text{eV}$
- Cascading gamma-rays: bounded by EGRET  $<2\times 10^{-6}\text{eV/cm}^3$ , but contributions from  $A^*$  process is three orders of magnitude below the bound.